

Alongside the sQuid account, Wykham Park Academy also has an online shop.

Items found for sale here include resources for core subjects, books, tickets for performances, and replacement school ties. Many of the items available are cheaper than retail price items are collected by your child at school so avoid postage charges.

To access this shop, go to:

<http://banbury.squid-shop.co.uk>

Or access from our Website, under useful links.

<https://wykhampark-aspirations.org>

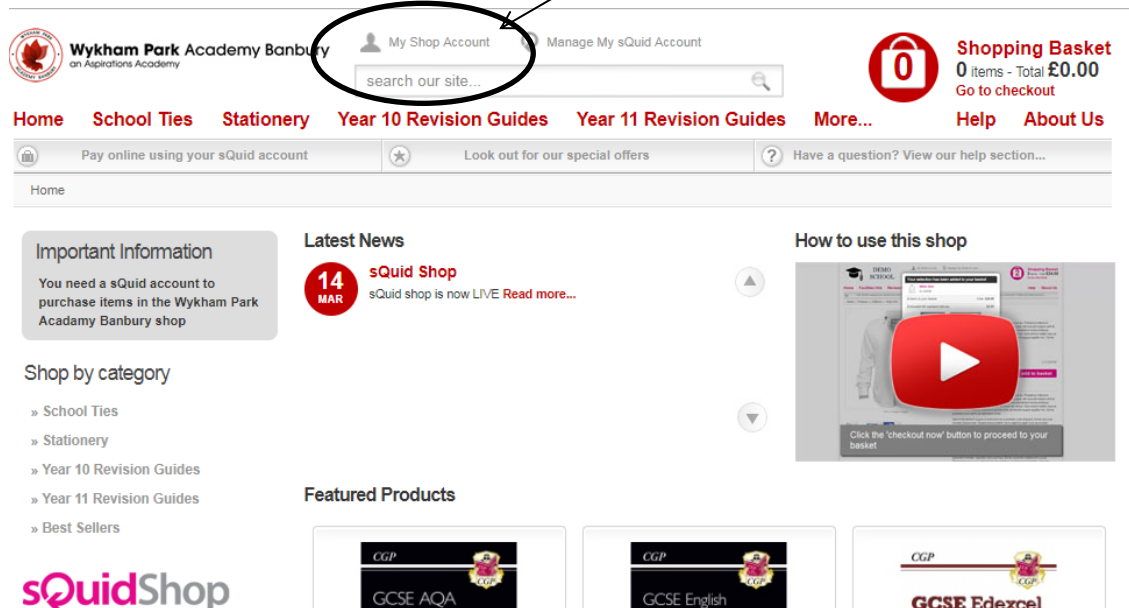
The screenshot shows the sQuidShop interface for Wykham Park Academy. At the top, there's a search bar and user account options. The navigation menu includes 'Home', 'School Ties', 'Stationery', 'Year 10 Revision Guides', 'Year 11 Revision Guides', and 'More...'. A shopping basket icon indicates 2 items for a total of £9.85. The main content area is divided into sections: 'Important Information' (noting the need for an sQuid account), 'Latest News' (dated 14 MAR), 'How to use this shop' (with a video player), and 'Featured Products'. The featured products include a Charlecote College Tie (£6.00), GCSE English Language & Literature Complete Revision & Practice (£5.60), and a Wykham Park Planner (£3.00). The sQuidShop logo is prominently displayed on the left side of the page.

From the Home screen the various categories are listed down the left side.

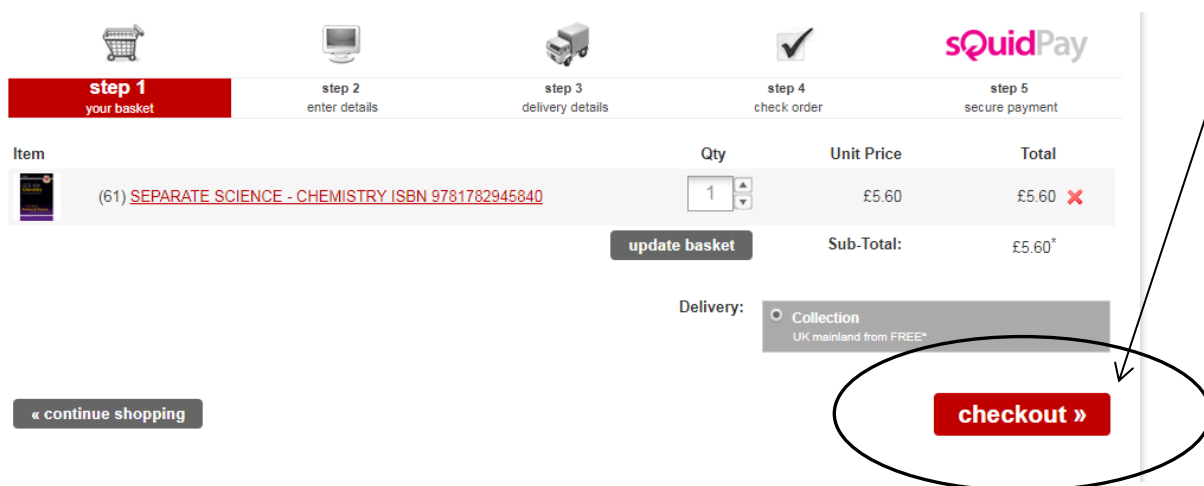
Please make a note of the collection details – your child can usually collect the purchases from the relevant office during break or lunch on any day following the next school day after placing your order. Revision Guides will be available for collection from the school library. Your child will be told when they are ready to collect.

Once you have selected your items, go to *Checkout*. There is a short video on the Home screen on the shop with details of the checkout process.

If you already have a shop account, you can log in to it now.

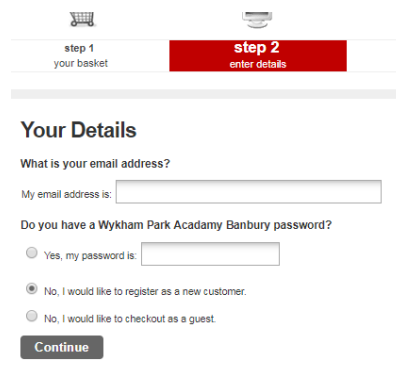


**Step 1** of the Checkout process shows your basket. If you have everything you need, click *Checkout*



## Step 2

If you are a parent with a child currently at the school and have never bought anything through the *online shop* before, you will need to set up an account – when you get to Checkout you will be asked if you have a Wykhham Park password. This is referring to



the shop, so you should select “No – I would like to register as a new customer”

Otherwise, select “Yes” and add your shop account password.

If you do not have a student already at the school, you can check out as a guest.

The screenshot shows the checkout process for sQuidPay, specifically step 2: "enter details". The progress bar at the top indicates five steps: "step 1 your basket", "step 2 enter details" (highlighted in red), "step 3 delivery details", "step 4 check order", and "step 5 secure payment". The sQuidPay logo is in the top right corner. The form is divided into several sections: "Your Details" with fields for Title, First name, Surname, Email address, Telephone number, and Mobile number; "Your address" with fields for Address line 1, Address line 2, Town/City, State/Country, Zip/Postcode, and Country (a dropdown menu); "Join the mailing list" with a "Newsletter" checkbox; "How did you find us?"; "Your sQuid Account Details" with fields for sQuid username, sQuid password, and sQuid security answer; and "Create a shop account" with fields for Password and Confirm password. A "continue" button is visible at the bottom right of the form.

It then asks for your sQuid Account Details – this means your individual sQuid account, if you have one.

#### Your sQuid Account Details

sQuid username

sQuid password

sQuid security answer

#### Create a shop account

Please choose a password for your account...

Password\*

Confirm password\*

\*required field

[continue](#)

These details are so that when the payment confirmation comes in, we can identify which student has made the payment. Also, this means that if you have any credit in the Offers section of your individual account, you can buy shop items from this credit. Otherwise, you will then be taken to the debit or credit card payment screen.

If you are registering for the first time, you will also be asked to create a shop account. The password that you choose for your shop account can be the same as your individual sQuid account. Once you have created your shop account you will be sent an email with links to activate your account.






### Step 3

All items are to be collected from school by your child; therefore, Delivery Details are not relevant so just select *Use billing address*.

### Step 4

Double check your basket before clicking *Confirm & pay* to proceed to payment.

Basket: 1 item £5.60

 step 1 your basket	 step 2 enter details	 step 3 delivery details	 <b>step 4</b> check order	 step 5 secure payment
--	--	---	--	---

Item	Qty	Unit Price	Unit VAT	Line Total
(61) <a href="#">SEPARATE SCIENCE - CHEMISTRY ISBN 9781782945840</a>	1	£4.67	£0.93	£5.60
Collect Thursday 1st November 2018	1	£0.00	£0.00	£0.00
			Total (ex VAT):	£4.67
			VAT Content:	£0.93*
			Order Total:	<b>£5.60</b>

Payment method:  sQuidPay

[« amend the order](#) [confirm & pay »](#)

### Step 5

If you have a child at the school, at this point use your normal details for accessing your sQuid account. At present this screen asks for an email address.

If you have saved credit on your Trips and Offers account, the system will give you the option to take the payment from there. Otherwise you will be taken to the debit/credit card screen.

If you have any problems, there is a "How To" video on the sQuidShop home page. Otherwise, contact [squid@wykhampark-aspirations.org](mailto:squid@wykhampark-aspirations.org) or [customerservice@squidcard.com](mailto:customerservice@squidcard.com).